


# PROBE

EDUCATION LOCKERS

All Probe products are designed and manufactured in the UK:



probe lockers



probe shelving



probe cupboards



probe mobile shelving



probe library shelving




probe cloakroom



probe cabinets



probe plastic lockers  
[www.probe-lockers.com](http://www.probe-lockers.com)



## PROBE EDUCATION LOCKERS

The leading specialist storage manufacturer for the **education sector**...







**SUPPLIERS TO THE  
CONSTRUCTION INDUSTRY**

[www.probe-lockers.com](http://www.probe-lockers.com)

#### WHO ARE WE...

Probe Lockers Ltd are the UK's leading supplier of Probe lockers, cloakroom equipment, cupboards, work stations, static and mobile shelving systems. With years of experience in the storage business, our range of Probe products have been supplied and installed in many market sectors including Education, MoD, NHS, Police, Retail and Major Industrial Users across the UK and Ireland.

With multiple manufacturing sites and distribution in Manchester and Telford, Probe is flexible enough to produce multiple high volume core and bespoke products for a variety of different projects at any one time.

Our objective is to work collaboratively and build long term strategic partnerships with main contractors, specifiers and FF&E companies.

#### WHAT CAN WE DO FOR YOU...

We understand the importance of listening to our customers' needs, understanding their scope of works and offering a solution that is both fit for purpose and within budget. Our knowledgeable staff are highly trained and on hand to solve your storage problems from initial design conception, estimating, experienced technical design assistance, site survey, right through to manufacture, project management, delivery and installation.

Continuous development and the innovation of new products puts Probe in a prime position within the market place to supply the highest quality range of lockers and storage solutions whilst consistently delivering value for money.

#### QUALITY ASSURANCE AND ACCREDITATIONS

"Probe" products are manufactured under the following fully audited Quality Management levels System ISO 9001, Environmental System 14001 and Health and Safety Policy 18001.

"Probe" standard lockers have been tested and conform to the requirements of BS 4680 "Standard Duty"

#### DEDICATED HEALTH AND SAFETY MANAGER

Available at all times to advise on all health and safety matters at both factories and on site. Prepares site specific method statements, risk assessments and O&M manuals.

#### BIM FILES

BIM (Building Information Modelling) is the digital Representation of the physical and functional characteristics of a building. BIM allows enhanced collaboration of a projects design team and delivers efficiencies, contributing to the overall success of a project. To make the specifying process quick and easy Probe has developed BIM files for all products.

#### DELIVERY AND INSTALLATION

Probes own fleet of vehicles gives complete control of deliveries and ensures that we are able to give accurate information to our customers. Probe have an approved network of installation teams throughout the UK all with CSCS cards.



Fire exit ↑



**PROBE FIRE ZERO**  
EN 13501-1: 2007+A1: 2009

**PROBE**

[www.probe-lockers.com](http://www.probe-lockers.com)

**PRIORITY SCHOOL BUILDING PROGRAMME** ✓

Priority School building Programme is a government initiative to rebuild or renew all secondary schools and primary schools





**THE ONLY LOCKERS TO BE TESTED AND CERTIFICATED FOR FIRE RESISTANCE IN ACCORDANCE WITH EN 13501-1: 2007 +A1: 2009**



**MEETS BS 4680:1996**  
excluding size specification

**MEETS BS 4680:1996**  
excluding size specification



**AIR VENT SYSTEM ON EACH DOOR\***

**ADDITIONAL DOOR PERFORATIONS - STANDARD**

**WELDED INTERNAL DOOR STRENGTHENER\***

**THROUGH FRAME LOCKING**  
For added security, the cam locates through aperture in frame preventing door being easily forced open.

**5 KNUCKLE HINGES**


**10 MICRO SPRUNG DISC LOCK**




**MANUFACTURED WITHOUT COMPROMISE**

Frame **.9mm** steel  
Doors **.9mm** steel  
Body **.7mm** steel

\*Door strengthener not needed on some products.  
Air vent system not available on some products due to small door size.



**WELDED COMPARTMENT DIVIDER FOR HIGH SECURITY**



**ADDITIONAL FULL DOOR PERFORATIONS**  
Minimum order quantity



MATERIAL	
SIDES	0.7 mm - STEEL
BACKS	0.7 mm - STEEL
TOPS	0.7 mm - STEEL
BASE	0.7 mm - STEEL
FRONT FRAME	0.9 mm - STEEL
DOORS	0.9 mm - STEEL

MAIN PROBE LOCKER FEATURES	
<b>FIRE CLASSIFICATION CERTIFIED</b>	✓
WELDED FRONT FRAME	✓
WELDED PLINTHS BETWEEN COMPARTMENTS	✓
THROUGH FRAME LOCKING SYSTEM	✓
FIVE KNUCKLE HINGES	✓

LOCKING OPTIONS - Further details on last page	
CAM LOCK	✓
HASP AND STAPLE LOCK	✓
RADIAL PIN LOCK	✓
COMBINATION LOCK	✓
COIN / TOKEN RETAIN	✓
COIN / TOKEN RETURN	✓
THREE POINT LOCKING	✓
ELECTRONIC LOCK	✓
RE-PROGRAMMABLE COMBINATION LOCK	✓
BECODE AIR+ RFID TECHNOLOGY	✓

NOMINAL CLEAR ENTRY WIDTHS	
Clear entry width = locker width minus 64mm.	

LOCKER WEIGHTS - SINGLE AND NESTED - 4 DOOR					
H	W	D	SINGLE WT KG	NEST 2 WT KG	NEST 3 WT KG
1780	305	305	22	41	60
1780	305	380	25	46	67
1780	305	460	27	49	71
1780	380	380	28	52	76
1780	460	460	34	63	N/A

AVAILABLE COLOURS		
	ALL DOORS	BODY
<b>RED</b> Approx. BS 04 E53	✓	
<b>BLUE</b> Approx. RAL 5019	✓	
<b>YELLOW</b> Approx. RAL 1004	✓	
<b>GREEN</b> RAL 6018	✓	
<b>WHITE</b> RAL 9016	✓	✓
<b>SILVER</b> RAL 9006	✓	✓
<b>BLACK</b> RAL 9004		✓

AUTUMN COLOURS only available on lockers 305mm wide		
	305mm DOORS ONLY	BODY
<b>ORANGE</b> RAL 2003	✓	
<b>OCEAN</b> RAL 5024	✓	
<b>JADE</b> RAL 6021	✓	
<b>LEMON</b> RAL 1016	✓	
<b>LILAC</b> RAL 4008	✓	
<b>WHITE</b> RAL 9016		✓
<b>SILVER</b> RAL 9006		✓
<b>BLACK</b> RAL 9004		✓

## PROBE LOCKER COLOURS

All Lockers are powder coated with **AC+IVECOAT** exclusive to Probe.

● = LOCKER DOOR COLOUR    ▲ = LOCKER BODY COLOUR

● <b>RED</b> Apx. BS 04 E53	● <b>BLUE</b> Apx. RAL 5019	● <b>YELLOW</b> Apx. RAL 1004	● <b>GREEN</b> RAL 6018	▲ <b>WHITE</b> RAL 9016	▲ <b>SILVER</b> RAL 9006	▲ <b>BLACK</b> RAL 9004
--------------------------------	--------------------------------	----------------------------------	----------------------------	----------------------------	-----------------------------	----------------------------

## NEW PROBE AUTUMN COLOURS

All Lockers are powder coated with **AC+IVECOAT** exclusive to Probe.

AUTUMN DOOR COLOURS					BODY COLOURS		
● <b>ORANGE</b> RAL2003	● <b>OCEAN</b> RAL5024	● <b>JADE</b> RAL6021	● <b>LEMON</b> RAL1016	● <b>LILAC</b> RAL4008	▲ <b>WHITE</b> RAL 9016	▲ <b>BLACK</b> RAL 9004	▲ <b>SILVER</b> RAL 9006









**THE ONLY LOCKERS TO BE TESTED AND CERTIFICATED FOR FIRE RESISTANCE IN ACCORDANCE WITH EN 13501-1: 2007 +A1: 2009**



**MEETS BS 4680:1996**  
excluding size specification



**OPTIONAL SLOPING TOP AVAILABLE**



**300**

### NUMBERING SYSTEM

Available at additional cost. Number plates will be recessed into door if ordered with lockers.

### LOCK OPTIONS

See page last page for a wide range of lock options.

### HINGE SECURING PLATE

This strong hinge incorporates an integral securing plate which clamps the door to the hinge giving added security.

### HIGH SECURITY WELDED COMPARTMENT DIVIDER INCORPORATES INTERNAL DOOR STOP AND SILL

### NEW 180° OPENING

This strong hinge offers 180° wide opening.



**Greenlam LAMINATES**

### SOLID LAMINATE 10mm FIRE CLASSIFICATION

Product has been tested for spread of flame across its surface and to classify the surface according to the test given in British Standard 476 : Part 7 : 1997. In accordance with the class definitions specified in the Standard, the test results show that the product tested has a Class One Surface Spread of Flame. Other fire classifications are available on request.

TRESPA SOLID LAMINATE	
PLANT ON (pictured left)	✓
INSET	✓

MATERIAL	
SIDES	0.7 mm - STEEL
BACKS	0.7 mm - STEEL
TOPS	0.7 mm - STEEL
BASE	0.7 mm - STEEL
FRONT FRAME	0.9 mm - STEEL
DOORS	10mm - Solid core laminated

MAIN PROBE LOCKER FEATURES	
SHOCKPROOF 10MM SOLID CORE DOOR	✓
<b>FIRE CLASSIFICATION CERTIFIED</b>	✓
HINGE SECURING PLATE - ADDED SECURITY	✓
FULL ACCESS 180° OPENING HINGE	✓
WELDED FRONT FRAME	✓
WELDED PLINTHS BETWEEN COMPARTMENTS	✓
THROUGH FRAME LOCKING SYSTEM	✓

LOCKING OPTIONS - Further details on last page	
CAM LOCK	✓
HASP AND STAPLE LOCK	✓
RADIAL PIN LOCK	✓
COMBINATION LOCK	✓
COIN / TOKEN RETAIN	✓
COIN / TOKEN RETURN	✓
THREE POINT LOCKING	✓
ELECTRONIC LOCK	✓
RE-PROGRAMMABLE COMBINATION LOCK	✓
BECODE AIR+ RFID TECHNOLOGY	✓

LOCKER WEIGHTS - 4 DOOR			
H	W	D	SINGLE WT KG
1780	305	460	36


NOMINAL CLEAR ENTRY WIDTHS	
Clear entry width = locker width minus 64mm.	

## NEW 180° OPENING HINGE

This hinge offers unparalleled levels of access to each compartment making full use of clear entry.



### STEEL BODY COLOUR



STEEL SILVER BODY

### STOCK DOOR COLOURS

Single and two tier doors subject to minimum quantity.



### NON STOCK COLOURS

Subject to minimum quantity of 15 doors. Hundreds of other colours available from alternative Laminate manufacturers.



Please note that due to printing restrictions colours represented may differ from original product. We recommend you request a colour swatch before ordering.







**PROBE**

[www.probe-lockers.com](http://www.probe-lockers.com)



**PRIORITY SCHOOL BUILDING PROGRAMME** ✓

Priority School building Programme is a government initiative to rebuild or renew all secondary schools and primary schools





## ULTRABOX®



## ULTRABOX PLUS<sup>+</sup>



**OPTIONAL SLOPING TOP**  
Preventing the accumulation of rubbish

**WATERPROOF LOCKS AVAILABLE**



**WATERPROOF DOOR SEAL**

**WATERPROOF LOCK AND GASKET**

**WATERPROOF DRAIN HOLE PLUG**

**ROBUST FRAME LOCKING**  
Lock cam fits securely behind door frame

**HEAVY DUTY CONCEALED HINGES**

**SUPER STRONG POLYETHYLENE DOOR AND BODY**

**AC+IVECOAT**  
anti-bacterial technology



**SUITABLE FOR THE MOST CHALLENGING ENVIRONMENTS AND ALL WEATHER CONDITIONS**

### DOOR/LOCKER OPTIONS

ULTRABOX	HIGHLY WATER RESISTANT
ULTRABOXPLUS	HIGHLY WATERPROOF

### MATERIAL

BODY	One piece, super strong, Polyethylene
DOORS	One piece, super strong, Polyethylene

### MAIN PROBE LOCKER FEATURES

ULTRABOX - HIGHLY WATER RESISTANT	✓
ULTRABOXPLUS - HIGHLY WATERPROOF	✓
VANDAL RESISTANT	✓
10 YEAR GARANTEE	✓
HEAVY DUTY CONCEALED HINGES	✓
SUPER STRONG POLYETHYLENE	✓
ROBUST FRAME LOCKING	✓
ACTIVECOAT ANTI-BACTERIAL COATING	✓

### LOCKING OPTIONS - Further details on last page

CAM LOCK	✓
HASP AND STAPLE LOCK	✓
COMBINATION LOCK	✓
COIN / TOKEN RETAIN	✓
COIN / TOKEN RETURN	✓
ELECTRONIC LOCK	✓
RE-PROGRAMMABLE COMBINATION LOCK	✓
BECODE AIR+ RFID TECHNOLOGY	✓

### LOCKER WEIGHTS

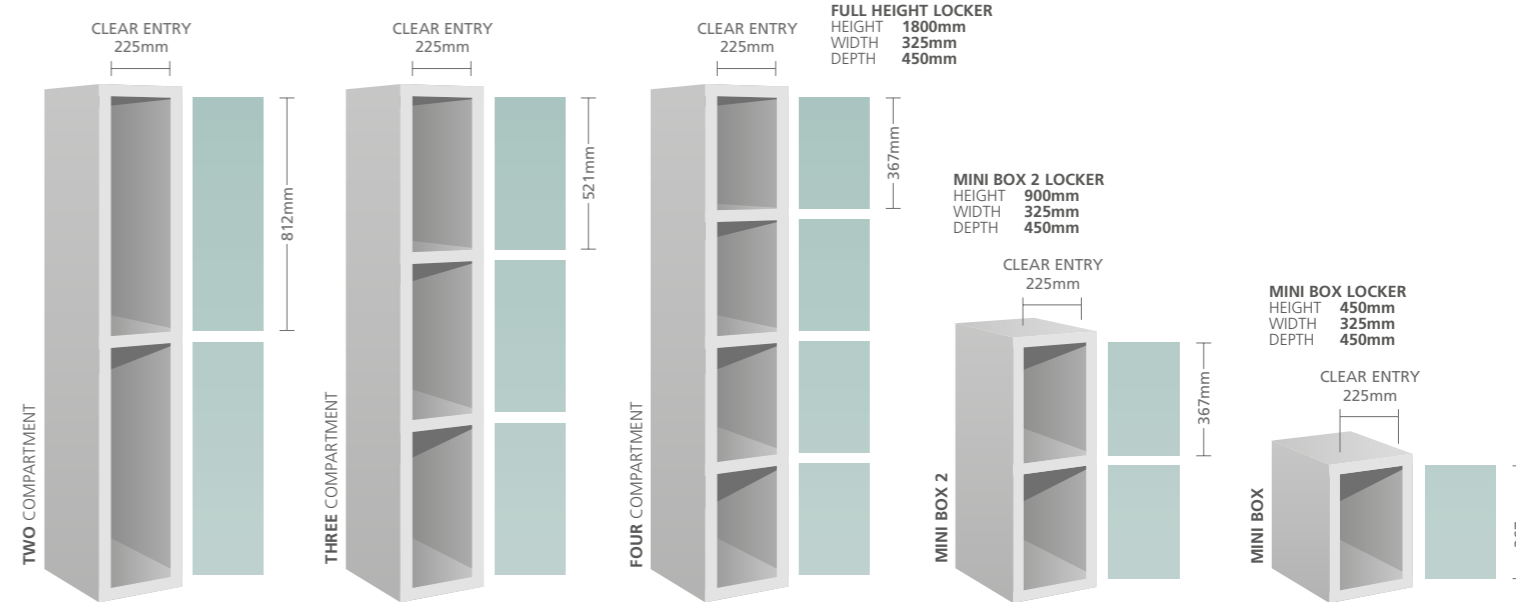
	H	W	D	WT KG
TWO DOOR	1800	325	450	24.5
THREE DOOR	1800	325	450	26.1
FOUR DOOR	1800	325	450	26.5
MINI BOX 2	900	325	450	9.8
MINI BOX	900	325	450	4.9

### AVAILABLE COLOURS

	ALL DOORS	BODY
RED RAL 3020	✓	
BLUE RAL 5015	✓	
YELLOW RAL 1028	✓	
GREY RAL 7031	✓	
SPECKLED GREY RAL 7047		✓

### NOMINAL CLEAR ENTRY WIDTHS

225mm



### PROBE ULTRABOX COLOURS

#### DOOR COLOUR

<b>RED</b> RAL 3020	<b>BLUE</b> RAL 5015	<b>YELLOW</b> RAL 1028	<b>GREY</b> RAL 7031
------------------------	-------------------------	---------------------------	-------------------------

#### BODY COLOUR

<b>SPECKLED GREY</b> RAL 7047
----------------------------------

††Terms and conditions apply, see [www.probe-manufacture.co.uk](http://www.probe-manufacture.co.uk) for details.





# LAPBOX charge or just store

Probe offer a comprehensive range of charging and storage lockers for a variety of smart devices. You can choose from **powered** or **non-powered**, mobile or static, there's a smart device solution to suit your needs.



# TABBOX



Charging and storage lockers for smaller devices. You can choose from **powered** or **non-powered**, mobile or static, there's a smart device solution to suit your needs. All powered units are available with or without USB sockets. Windows are available on all units excluding single door options.



charge and store all your devices  
confidently, safely and securely



**VISION PANEL**  
Available at additional cost.



**DOOR COLOURS (BODY COLOUR WHITE)**

<b>BLUE</b> Similar to RAL 5019	<b>RED</b> Similar to BS 04 E53	<b>ORANGE</b> RAL 2003	<b>WHITE</b> RAL 9016
------------------------------------	------------------------------------	---------------------------	--------------------------

integral 2.1amp USB socket available

\*Please consider the charging plug when ascertaining if your device will fit in the locker compartment.



# ZENBOX<sup>AL</sup> aluminium



Probe Zenbox Aluminium lockers with solid grade laminate doors are the perfect choice for demanding, wet or humid environments such as Leisure Centres, Swimming Pools, Schools, Gyms, Spas, Health Centres and NHS.



**ALL ALUMINIUM BODY**

This strong, lightweight and corrosion proof material is perfect for areas that may encounter water or high humidity.

**ALUMINIUM EXTRUDED FRAME**

The frame extrusions add strength and stability to the body and hinges.

**HEAVY DUTY HINGES**

These heavy duty self-closing hinges are fixed through the doors for maximum strength and durability.

**SOLID GRADE LAMINATE DOORS**

Super strong and stylish doors available in many contemporary colours.

**DESIGNED FOR NESTING**

These lockers fit flush together with no unsightly gaps perfect for nesting.

1803mm

**AVAILABLE DEPTHS**  
400mm  
450mm  
500mm

**AVAILABLE WIDTHS**  
300mm  
400mm

## Features & benefits

- **Aluminium body** with reduced radius corners give **full width shelf** to back of locker
- Aluminium shelves, fixed firmly into position **adding rigidity** to the locker
- Doors manufactured from **10mm Solid Grade Laminate**
- Suitable for **wet, humid** or **dry** environments
- A stylish solution with **plant on doors** giving a **flush finish** and no visible frames
- **Heavy duty self-closing hinges** engineered to prevent the doors opening across adjacent compartment
- A range of **quality engineered locks** available for **wet, humid** or **dry** environments - see pages 50 & 51
- All lockers are supplied **fully assembled** and can be nested side by side with **no visible gaps**
- Extruded aluminium frames **engineered for added strength** and stability



**PROBE**

www.probe-lockers.com

**PRIORITY SCHOOL BUILDING PROGRAMME**

Priority School building Programme is a government initiative to rebuild or renew all secondary schools and primary schools







AVAILABLE IN 1, 2, 3 AND 4 TIER

Single and two tier doors subject to minimum quantity.

**END PANELS TO MATCH THE DOORS**  
End panels can be manufactured to add on to the end of locker runs or to the side of each individual locker if required.

**EXTENSIVE RANGE OF LOCKS**  
A full range of locks available including **wet area locks** (see pages 50 & 51)

**DRY AREA LOCKS**

**WET AREA LOCKS**

1803mm

AVAILABLE DEPTHS: 400mm, 450mm, 500mm

AVAILABLE WIDTHS: 300mm, 400mm

### LOCKER SUPPORT STANDS - ALUMINIUM

Locker support stands raise lockers off the floor, reducing impact damage and making cleaning easier. Manufactured from 25mm square aluminium section they are ideal for wet environments.



#### ADJUSTABLE FEET


All support stands come with adjustable feet for sloping floors.

#### LOCKER STAND PLINTHS

Locker stand plinths are manufactured using 10mm Solid grade laminate (SGL) to match or contrast with the locker doors.



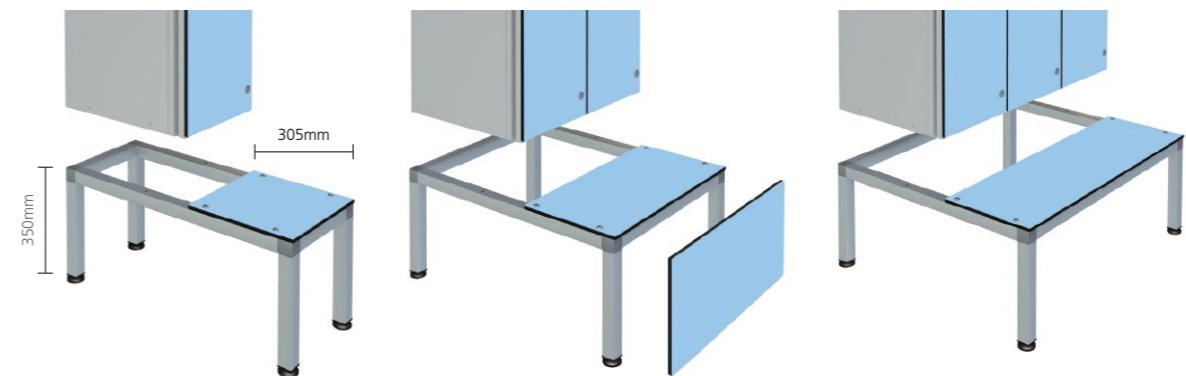
CONCEALED HINGE



SELF CLOSING HINGE

### SEATS AND STANDS - ALUMINIUM

Colour coded Solid Grade Laminate seat and Aluminium framework form a bench seat in front of the locker, allowing full access to the locker. All units come complete with adjustable levelling feet.




#### ADJUSTABLE FEET

All seats and stands come with adjustable feet for sloping floors.

#### LOCKER SEAT PLINTHS

Locker seat plinths are manufactured using 10mm solid grade laminate (SGL) to match or contrast with the locker doors.



FLUSH FRAME FOR ZERO GAP



#### SLOPING TOP

Sloping tops are a good way of preventing litter, bags and other items being left on top of the lockers. The sloping top also makes cleaning easier. Sloping tops are essential in hygiene – sensitive applications such as the NHS or food preparation.



OPTIONAL INSET NUMBER PLATES

Request when placing order.

**STOCK DOOR COLOURS** Body colour will be supplied Silver.



**NON STOCK COLOURS** Subject to minimum quantity of 30 doors per colour. Hundreds of other colours available from alternative Laminate manufacturers.



### SOLID GRADE LAMINATE WITH FIRE CLASSIFICATION AVAILABLE AT ADDITIONAL COST

Tested for spread of flame across its surface and to classify the surface according to the test given in British Standard 476 : Part 7 : 1997. In accordance with the class definitions specified in the Standard, the test results show that the product tested has a Class One Surface Spread of Flame. Other fire classifications are available on request. For fire rated applications please contact your Probe distributor for information. Formica and the Formica anvil device are registered trademarks of The Diller Corporation.



# DRY ENVIRONMENT LOCKS


# WET ENVIRONMENT LOCKS



These locks are suitable for wet environments and are available on both **ULTRABOX** Plastic lockers and **ZENBOX** Aluminium lockers.

\*Included in locker price. Request lock type at time of ordering.

## SAFE AND SECURE BY DESIGN



### TYPE A PROBE CAM LOCK\*

Even the standard lock has a micro sprung 10 disc lock featuring a massive 3000 serial combinations - all exclusive to Probe. Two keys are included with each standard lock.




### TYPE B HASP AND STAPLE\*

Attractive design allowing easy use of padlock fitting. Shank diameter maximum 7mm and minimum 5mm. Padlock sold separately.

### REPLACEMENT HASP & STAPLE

This Hasp & Staple is available to purchase separately if you need to change your existing lock.



### TYPE C RADIAL PIN LOCK - 10,000 COMBINATIONS

This Radial Pin Lock is designed for greater levels of security. Two keys are included with each lock.



### TYPE K-W RE-PROGRAMMABLE COMBINATION LOCK TYPE K-W

Extremely tough and fits existing Probe metal or SGL doors. Re-programmable and easy to operate. 10,000 possible combinations, set and easily changed by users using Override Key, sold separately.




### TYPE P NEW RE-PROGRAMMABLE COMBINATION LOCK


**User Re-programmable**  
An effective 4 digit code combination lock with 10,000 possible combinations, making losing keys a thing of the past. Suitable for multi user applications. Master override key sold separately.



ULTRABOX®



Also available as an option on **ZENBOX** Aluminium lockers



### TYPE 3 PROBE CAM LOCK\*

Even the standard lock has a micro sprung 10 disc lock featuring a massive 3000 serial combinations - all exclusive to Probe. Two keys are included with each standard lock.



### TYPE 2 HASP AND STAPLE\*

Attractive design allowing easy use of padlock fitting. Shank diameter maximum 7mm and minimum 5mm. Padlock sold separately.


### REPLACEMENT HASP & STAPLE

This Hasp & Staple is available to purchase separately if you need to change your existing lock.



### TYPE 11 NEW RE-PROGRAMMABLE COMBINATION LOCK

**User Re-programmable**  
An effective 4 digit code combination lock with 10,000 possible combinations, making losing keys a thing of the past. Suitable for multi user applications. Master override key sold separately.



### TYPE L DIGITAL COMBINATION LOCK 40,000 COMBINATIONS

- Emergency access using service key
- Simple to program
- Batteries last up to 50,000 operations
- Single user supplied as standard
- Multi user option available (specify when ordering)
- **CAN BE USED HORIZONTALLY** Subject to minimum order quantity. Specify when ordering.



### TYPE M The RFID keyless digital combination lock

This lock provides contact less RFID locking and can be used independently or paired with existing wireless systems. Simple to upgrade existing installations and compatible with most wireless standards including RFID and NFC, the lock comes with a wide range of accessories and options. **CAN BE USED HORIZONTALLY** Subject to minimum order quantity. Specify when ordering.



### TYPE H-£1 DUAL COIN/TOKEN RETURN/RETAIN

These locks are available with coin denominations £/€ or tokens, for either return or retain. **This NEW version will accept both old and new £1 coins.**



### TYPE 6 DIGITAL COMBINATION LOCK 40,000 COMBINATIONS

- Emergency access using service key
- Simple to program
- Batteries last up to 50,000 operations
- Single user supplied as standard
- Multi user option available (specify when ordering)
- **CAN BE USED HORIZONTALLY** Subject to minimum order quantity. Specify when ordering.




### TYPE 10 The RFID keyless digital combination lock

This lock provides contact less RFID locking and can be used independently or paired with existing wireless systems. Simple to upgrade existing installations and compatible with most wireless standards including RFID and NFC, the lock comes with a wide range of accessories and options. **CAN BE USED HORIZONTALLY** Subject to minimum order quantity. Specify when ordering.



### TYPE 8 DUAL COIN/TOKEN RETURN/RETAIN

These locks are available with coin denominations £/€ or tokens, for either return or retain. **This NEW version will accept both old and new £1 coins.**



Images may differ from items supplied, functions will be equivalent. We reserve the right to alter the design and specification of any product on this page without prior consent.

Images may differ from items supplied, functions will be equivalent. We reserve the right to alter the design and specification of any product on this page without prior consent.